



Where passionate kids connect with like minds

Parent Guide



Neurodiversity
in Education
Project



Parent Guide

Welcome to Clubs, our exciting online environment where curious Y2-10 students can dive into fun learning opportunities in areas they are passionate about and connect with new friends across Aotearoa.

This guide will help you understand:

1. Who Clubs is for
2. How Clubs works
3. What clubs are available
4. How families can use Clubs
5. How to get started.





1. Who is Clubs for?

Clubs is for Y2-10 learners who want more!

We know that our curious, sparky children love to learn and share their interests and ideas, but it can be hard to find both friends who share their passions and support to challenge and extend themselves. Clubs is designed to meet **just** these needs.

Clubs is a great choice for neurodivergent kids who are often very passionate about their special interest areas and can never get enough of them! It can also be a great option for home-schooled learners who are keen to work with others and build connections.

How can Clubs help your child?

Engagement

Clubs is a great way to keep your child **engaged** in learning in areas that interest them, even when day-to-day curriculum work is not rocking their boat.

Where you can get your child's teacher and school on board also, this impact can be magnified. Teachers may be happy to support your child with their club activities, or at least allow them to work on Clubs at suitable times during the school day. This can help your child enjoy school more, leading to better attendance, and improved behaviour.

Even if school isn't supportive, Clubs can be a super-positive way to help your child stay hooked into learning in areas that do interest them.

“

I like maths because it was one of the things that made me believe in school again. Mathematicians Club is the best!

”



Achievement

Clubs helps your child develop specific and transferable skills and knowledge in their interest areas which may translate into greater **achievement** in curriculum areas. These are likely to be longer term more than immediate effects, as your child works more deeply rather than just accelerating through.

Social & emotional skills

Sometimes our quirky kids don't get the chance to build social skills because they don't have a group of friends to learn and practice on! It can be tough for kids to find others who share their interests and passions, particularly where they come from a smaller school or town, are home-schooled or don't have access to extra-curricular activities.

Clubs gives our awesome kids a group of enthusiastic like minds, and enables them to build a sense of community which positively impacts their wellbeing and helps them to learn and **practice social and emotional skills**.

What Clubs is not

Some parents are looking for options to help their high-performing kids to achieve more highly in curriculum areas, or to provide kids who are struggling with extra help in a subject area. Clubs is not designed to meet these needs which may be best served by a tutorial-type service.

Clubs is not curriculum-based or focused on academic advancement, although it may well help with that in the longer term. It's meant for self-motivated students who are deeply passionate about an area and want to go further.

2. How does Clubs work?

What does Clubs involve?

Clubs is a **FREE** online learning platform hosted on Google Classroom. Each of the 10 Clubs (details over the page) includes:

- **Stream:** A place for kids to chat, share work, and exchange ideas with peers and the Club Moderator.
- **Classwork:** Students choose from a variety of activities:
 - **Introduce Yourself:** The first and only compulsory activity to help students introduce themselves to the group.
 - **Tasters:** Short, fun activities to get students excited about their club.
 - **Tutorials:** Guided activities to build skills or knowledge in the club's focus area.
 - **Badges:** A sequence of activities that students can complete to earn a Badge. The Badge Checklist helps track progress.
 - **Projects:** Independent learning opportunities for students ready to go deeper, whether as a talent or service project.



How much time does Clubs take?

It's flexible! We recommend your child spends at least **30 minutes to an hour each week** on Clubs activities to get the most out of the experience. Your child can work on their club activities after school, at the weekend, during the holidays, at lunchtime at school - wherever or whenever!

Your child's teacher may also be happy for your child to work on their club activities at points during the school day.

What do students need?

All your students need is:

- An internet-enabled device (headphones can be useful for videos).
- A dedicated scrapbook where they can jot down login details, make notes, or create sketches.

Activities can be done online or offline, depending on preferences.

What tech skills are needed?

Not many! Clubs is hosted on Google Classroom which your child is already likely to be familiar with, and is very simple to pick up.

The key skills you and your child will need are:

- Logging in to Google
- Navigating Google Classroom
- Reading and responding to comments
- Completing activities and following instructions

Our **Getting Started Guide** takes you through these steps, with pictures (see p9 for QR code).



3. What clubs are available?

Clubs are split into **Tamariki** (for Y2-6) and **Rangatahi** (for Y7-10). There are no strict rules, so your child can join the group they feel most comfortable with. The Tamariki clubs tend to be more exploratory and fun, with the Rangatahi clubs more focused and with more mature discussions developing.

Tamariki (Y2-6)



Artists & Artisans

For painters, sculptors, photographers, potters, crafters, and others



Creative Writers

For budding writers with stories to tell in any genre.



Readers

For book-lovers who enjoy discussing their reads.



Designers

For aspiring architects, fashion designers, and creators.



Dreamers

For world-builders, filmmakers, and creative thinkers.



Changemakers

For those passionate about making a difference in the world.



Scientists

For science lovers exploring any branch of science.



Mathematicians

For keen number-crunchers who see the beauty in maths.



Coders

For tech enthusiasts who love coding, game development, or animation.



Historians

For students fascinated by history and its impact on the present.

Children can join more than one club. Just indicate this during sign-up or add another club to your child's profile later on. Instructions are in our **Getting Started Guide** (see p9). We recommend starting with one club to keep things manageable.

Rangatahi (Y7-10)

Artists



For students focused on artistic exploration.

Changemakers



For those committed to making a real-world impact.

Dreamers



For deep philosophical and creative thinkers.

Historians



For students who love exploring historical big ideas.

Literarians



For readers and writers diving deep into literature.

Scientists



For those keen on scientific investigation and exploration.

Mathematicians



For students passionate about the depth of mathematical concepts.

4. How can parents use Clubs?

How to use Clubs at home

Clubs is designed for students to work on independently, at a pace and with a focus that they choose.

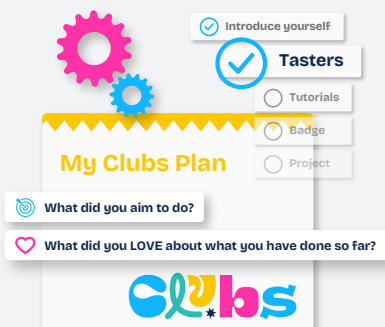
Because of this, depending on the age and stage of your child, once you've helped them get set up, you may largely be able to leave them to it! That can be super helpful for busy parents, especially during periods like school holidays where keeping kids profitably occupied can be challenging.

Do remember though that many kids love to share their passions and will be delighted if you and other family members show an interest. It can be hard to know how to do that, but this is where Clubs can help. Getting alongside your child as you put together and monitor their Clubs Plan, and look through the activities available, will help you find or create fun activities that you or other family members can get involved with - like visiting a museum or library, exploring a new place, creating a business, or volunteering.

How to support your child

At minimum, your role is to help your child get started, structure their Clubs time, and keep them engaged. You can track their progress with:

- **Weekly check-ins:** Discuss progress with your child - doing it at the same time each week can help you both remember!
- **Clubs Plan:** Guide their work using the Clubs Plan in Classwork and track completed activities.
- **Clubs Badges:** Use the Badge Checklist to track activities, and help your child submit it when all tasks are done.



Check out our Three Fun Tips for Parents & Teachers Guide to help super-charge your student's Clubs experience!



Three Fun Tips for Parents & Teachers

1. Kick Things Off Right

- **Log in together:** Grab our [Getting Started Guide](#) and help your child get comfy with the platform.
- **Chat about online safety:** Talk about being smart online. Go over the Clubs Code of Conduct together. What are some of the issues they see might arise?
- **Say hello:** Help your child introduce themselves to the club members in the Stream – they're a friendly bunch, and your child will be excited to meet them!

2. Keep the Fun Going

- **Make a Club Plan:** Use the Club Plan to make a plan for work over the next month or term, set cool mini-goals and pick fun activities, badges, or projects.
- **Check in each week:** Chat about what your child loved, any tricky bits, and plan what's next for the coming week.
- **Mix it up:** If writing isn't their thing, no problem! Try drawing, dancing, building, or even singing to share ideas.
- **Fuel their excitement:** Explore what they love even more! Watch a related movie, dive into online research, or find an expert to chat with.

3. You Get Out What You Put In!

- **Build connections:** Show your child the magic of connecting with others! Jump into the Stream, ask questions, and collaborate on projects.
- **Share the fun:** Encourage them to share their ideas, get feedback, and be part of the club buzz.
- **Join live events:** Don't miss out on real-time fun like Talent Activation sessions! They're a great way to connect with new friends and get inspired.




How to work with your child's school


Getting your child's teacher working with you to recognise and build on your child's strengths is a goal worth having. Building on a child's strengths and interests at school is a powerful way to engage a child in learning, build their sense of achievement, and grow stronger teacher-student relationships.

Be positive, proactive and patient in building a conversation with your child's teacher about your child's strengths and interests. Share ideas about what kind of things your child responds really well to, both at school and at home. Know that most teachers try hard to support students' interests but can struggle to find the time and energy to do this.

Clubs is designed to help teachers by making it easy to take a strengths-based approach. Let your child's teacher know about Clubs and how you've been using it at home, and share the **Teacher Guide** with them - it has lots of ideas for incorporating Clubs into the school day. But even just for the teacher to take time to talk with your child about what they are doing in Clubs and maybe to share that with the class is a terrific start.



Who knows, your child's teacher might be interested in using Clubs with more students? It's FREE and easy - and kids love it!



You can find the **Teacher Guide** [here](#)

Teachers can find out more at www.neurodiversity.org.nz/clubs-for-teachers



Keeping students safe online

We take online safety seriously. Here's how we ensure a safe learning environment:

- **Code of Conduct:** All children agree to this before participating. Talk this through with your child, including any issues they or you think could come up.
- **Moderated Stream:** The Clubs Moderator checks in regularly to monitor discussions.
- **Parent supervision:** Active monitoring ensures kids stay positive and engaged.

Understanding impact

We've designed Clubs to positively impact children in terms of:

- **Engagement** - Children enjoy exploring their passions, leading to greater engagement in learning and, especially where school is engaged, to greater school enjoyment, better attendance, and improved behaviour.
- **Achievement** - Children enhance skills - including analytic and creative thinking skills, research skills, communication skills and executive functioning skills, translating over time into stronger curriculum performance.
- **Social & emotional skills** - Children connect with like minds and build a sense of community which positively impacts wellbeing and helps them to learn and practice social skills


We evaluate the programme through student and teacher surveys at the start and end of each school year, plus termly participation confirmations.

5. How to get started

Sign-up process

Sign-up is quick and easy! Just fill out our online form with details about your child and yourself. Note that we ask questions about how your child is currently doing in terms of engagement, achievement, and social skills so that we can track the programme's impact on them over time.

You can access the form using this QR code.



Logging In

We'll send you the log-in details for your child within a few days. Make sure to record these for easy reference.

Accessing Clubs

Once you have received the log-in details for your child, sit down with them to get them signed in and underway! Step-by-step instructions on how to do this, together with pictures, are in our **Getting Started Guide**. You can access it using the QR code below.



Need help?

If you have any questions or need support, email us at clubs@neurodiversity.org.nz. We're happy to help!

Our commitment to you

We're committed to providing your child with a high-quality, neuroinclusive learning experience. We encourage you to get involved and support them as they explore, connect, and thrive in Clubs!



Neurodiversity
in Education
Project

neurodiversity.org.nz